









ELEZIONI REGIONALI
Consultazione: Elezioni Regionali 28/29 marzo 2010
Regione : PIEMONTE - Comune di CUNEO
Riepilogo voti alle liste regionali sezione per sezione

Sezione					di cui Voti Solo Lista Regionale	Totale Voti Validi	Schede Bianche	Schede Nulle	Schede contestate non assegnate	Votanti	Iscritti
1	5 (1.00%)	265 (52.89%)	24 (4.79%)	207 (41.32%)	51 (10.18%)	501 (94.71%)	7 (1.32%)	21 (3.97%)	0 0,00%	529 (45.49%)	1.163
2	3 (0.60%)	276 (55.09%)	31 (6.19%)	191 (38.12%)	69 (13.77%)	501 (93.64%)	10 (1.87%)	24 (4.49%)	0 0,00%	535 (59.64%)	897
3	5 (0.93%)	298 (55.60%)	27 (5.04%)	206 (38.43%)	57 (10.63%)	536 (94.37%)	6 (1.06%)	26 (4.58%)	0 0,00%	568 (64.18%)	885
4	3 (0.50%)	308 (51.68%)	25 (4.19%)	260 (43.62%)	98 (16.44%)	596 (96.28%)	10 (1.62%)	13 (2.10%)	0 0,00%	619 (69.79%)	887
5	0 0,00%	289 (46.69%)	16 (2.58%)	314 (50.73%)	102 (16.48%)	619 (96.57%)	6 (0.94%)	16 (2.50%)	0 0,00%	641 (69.98%)	916
6	5 (0.94%)	297 (55.83%)	18 (3.38%)	212 (39.85%)	69 (12.97%)	532 (96.20%)	4 (0.72%)	17 (3.07%)	0 0,00%	553 (66.23%)	835
7	4 (0.78%)	278 (54.40%)	15 (2.94%)	214 (41.88%)	78 (15.26%)	511 (95.51%)	3 (0.56%)	21 (3.93%)	0 0,00%	535 (65.97%)	811
8	2 (0.34%)	301 (51.19%)	26 (4.42%)	259 (44.05%)	93 (15.82%)	588 (96.87%)	2 (0.33%)	17 (2.80%)	0 0,00%	607 (73.75%)	823
9	1 (0.20%)	267 (53.08%)	14 (2.78%)	221 (43.94%)	75 (14.91%)	503 (96.55%)	9 (1.73%)	9 (1.73%)	0 0,00%	521 (69.01%)	755
10	6 (1.03%)	291 (50.17%)	13 (2.24%)	270 (46.55%)	81 (13.97%)	580 (97.32%)	5 (0.84%)	11 (1.85%)	0 0,00%	596 (73.85%)	807
11	6 (0.83%)	370 (51.10%)	24 (3.31%)	324 (44.75%)	88 (12.15%)	724 (96.53%)	7 (0.93%)	19 (2.53%)	0 0,00%	750 (75.45%)	994
12	4 (0.71%)	309 (54.79%)	22 (3.90%)	229 (40.60%)	68 (12.06%)	564 (97.07%)	5 (0.86%)	12 (2.07%)	0 0,00%	581 (62.21%)	934
13	5 (0.78%)	350 (54.26%)	21 (3.26%)	269 (41.71%)	82 (12.71%)	645 (95.56%)	6 (0.89%)	24 (3.56%)	0 0,00%	675 (67.98%)	993
14	8 (1.50%)	290 (54.21%)	15 (2.80%)	222 (41.50%)	65 (12.15%)	535 (94.69%)	5 (0.88%)	25 (4.42%)	0 0,00%	565 (65.70%)	860
15	0 0,00%	16 (40.00%)	3 (7.50%)	21 (52.50%)	5 (12.50%)	40 (100.00%)	0 0,00%	0 0,00%	0 0,00%	40 0,00%	0
16	3 (0.61%)	183 (37.50%)	14 (2.87%)	288 (59.02%)	49 (10.04%)	488 (93.49%)	4 (0.77%)	30 (5.75%)	0 0,00%	522 (76.20%)	685
17	7 (1.16%)	279 (46.27%)	38 (6.30%)	279 (46.27%)	66 (10.95%)	603 (96.48%)	5 (0.80%)	17 (2.72%)	0 0,00%	625 (68.46%)	913
18	2 (0.34%)	314 (54.14%)	20 (3.45%)	244 (42.07%)	56 (9.66%)	580 (94.46%)	7 (1.14%)	27 (4.40%)	0 0,00%	614 (71.73%)	856
19	2 (0.37%)	293 (54.06%)	22 (4.06%)	225 (41.51%)	59 (10.89%)	542 (96.61%)	8 (1.43%)	11 (1.96%)	0 0,00%	561 (63.68%)	881
20	2 (0.24%)	548 (64.55%)	49 (5.77%)	250 (29.45%)	119 (14.02%)	849 (97.36%)	3 (0.34%)	20 (2.29%)	0 0,00%	872 (77.58%)	1.124
21	3 (0.59%)	297 (58.01%)	23 (4.49%)	189 (36.91%)	63 (12.30%)	512 (94.64%)	2 (0.37%)	27 (4.99%)	0 0,00%	541 (66.14%)	818
22	6 (0.87%)	454 (65.61%)	27 (3.90%)	205 (29.62%)	81 (11.71%)	692 (96.92%)	5 (0.70%)	17 (2.38%)	0 0,00%	714 (74.92%)	953
23	1 (0.18%)	300 (53.00%)	22 (3.89%)	243 (42.93%)	88 (15.55%)	566 (95.61%)	7 (1.18%)	19 (3.21%)	0 0,00%	592 (75.51%)	784
24	1 (0.16%)	428 (68.26%)	19 (3.03%)	179 (28.55%)	64 (10.21%)	627 (98.28%)	1 (0.16%)	10 (1.57%)	0 0,00%	638 (78.67%)	811
25	10 (1.62%)	318 (51.62%)	30 (4.87%)	258 (41.88%)	62 (10.06%)	616 (94.19%)	8 (1.22%)	30 (4.59%)	0 0,00%	654 (68.48%)	955
26	8 (1.43%)	322 (57.71%)	24 (4.30%)	204 (36.56%)	61 (10.93%)	558 (95.55%)	4 (0.68%)	22 (3.77%)	0 0,00%	584 (67.99%)	859
27	7 (1.01%)	364 (52.75%)	35 (5.07%)	284 (41.16%)	74 (10.72%)	690 (93.88%)	8 (1.09%)	37 (5.03%)	0 0,00%	735 (69.01%)	1.065
28	2 (0.36%)	293 (52.89%)	26 (4.69%)	233 (42.06%)	80 (14.44%)	554 (95.52%)	8 (1.38%)	18 (3.10%)	0 0,00%	580 (73.98%)	784
29	7 (1.08%)	330 (50.93%)	36 (5.56%)	275 (42.44%)	73 (11.27%)	648 (93.64%)	12 (1.73%)	32 (4.62%)	0 0,00%	692 (67.71%)	1.022
30	7 (1.26%)	293 (52.89%)	13 (2.35%)	241 (43.50%)	72 (13.00%)	554 (96.18%)	1 (0.17%)	21 (3.65%)	0 0,00%	576 (66.98%)	860
31	3 (0.54%)	247 (44.42%)	22 (3.96%)	284 (51.08%)	65 (11.69%)	556 (94.24%)	6 (1.02%)	28 (4.75%)	0 0,00%	590 (69.91%)	844
32	4 (0.86%)	228 (49.14%)	16 (3.45%)	216 (46.55%)	59 (12.72%)	464 (95.87%)	6 (1.24%)	14 (2.89%)	0 0,00%	484 (54.08%)	895
33	10 (2.59%)	161 (41.71%)	19 (4.92%)	196 (50.78%)	34 (8.81%)	386 (93.92%)	5 (1.22%)	20 (4.87%)	0 0,00%	411 (69.19%)	594
34	11 (2.74%)	176 (43.89%)	24 (5.99%)	190 (47.38%)	45 (11.22%)	401 (92.61%)	7 (1.62%)	25 (5.77%)	0 0,00%	433 (66.31%)	653
35	7	172	20	318	54	517	9	31	0	557	762

Sezione					di cui Voti Solo Lista Regionale	Totale Voti Validi	Schede Bianche	Schede Nulle	Schede contestate non assegnate	Votanti	Iscritti
	(1.35%)	(33.27%)	(3.87%)	(61.51%)	(10.44%)	(92.82%)	(1.62%)	(5.57%)	0,00%	(73.10%)	
36	7 (1.79%)	174 (44.39%)	16 (4.08%)	195 (49.74%)	39 (9.95%)	392 (95.38%)	4 (0.97%)	15 (3.65%)	0 0,00%	411 (62.65%)	656
37	3 (0.71%)	220 (52.26%)	29 (6.89%)	169 (40.14%)	66 (15.68%)	421 (91.52%)	4 (0.87%)	35 (7.61%)	0 0,00%	460 (69.49%)	662
38	8 (1.65%)	137 (28.25%)	2 (0.41%)	338 (69.69%)	32 (6.60%)	485 (95.66%)	4 (0.79%)	18 (3.55%)	0 0,00%	507 (56.33%)	900
39	12 (2.80%)	136 (31.70%)	19 (4.43%)	262 (61.07%)	31 (7.23%)	429 (92.26%)	7 (1.51%)	29 (6.24%)	0 0,00%	465 (73.46%)	633
40	9 (1.87%)	209 (43.36%)	23 (4.77%)	241 (50.00%)	61 (12.66%)	482 (93.23%)	7 (1.35%)	28 (5.42%)	0 0,00%	517 (69.77%)	741
41	6 (1.29%)	214 (45.92%)	29 (6.22%)	217 (46.57%)	48 (10.30%)	466 (92.28%)	5 (0.99%)	34 (6.73%)	0 0,00%	505 (69.66%)	725
42	8 (1.53%)	233 (44.47%)	40 (7.63%)	243 (46.37%)	67 (12.79%)	524 (94.76%)	5 (0.90%)	24 (4.34%)	0 0,00%	553 (72.67%)	761
43	7 (1.61%)	186 (42.76%)	9 (2.07%)	233 (53.56%)	28 (6.44%)	435 (90.44%)	6 (1.25%)	40 (8.32%)	0 0,00%	481 (59.09%)	814
44	3 (0.85%)	173 (49.29%)	5 (1.42%)	170 (48.43%)	26 (7.41%)	351 (92.86%)	5 (1.32%)	22 (5.82%)	0 0,00%	378 (43.55%)	868
45	5 (1.06%)	215 (45.74%)	18 (3.83%)	232 (49.36%)	77 (16.38%)	470 (94.00%)	10 (2.00%)	20 (4.00%)	0 0,00%	500 (67.93%)	736
46	11 (1.94%)	262 (46.21%)	17 (3.00%)	277 (48.85%)	68 (11.99%)	567 (95.29%)	8 (1.34%)	20 (3.36%)	0 0,00%	595 (66.63%)	893
47	16 (2.47%)	176 (27.20%)	20 (3.09%)	435 (67.23%)	62 (9.58%)	647 (88.87%)	6 (0.82%)	75 (10.30%)	0 0,00%	728 (82.45%)	883
48	11 (1.65%)	287 (42.96%)	35 (5.24%)	335 (50.15%)	90 (13.47%)	668 (90.27%)	19 (2.57%)	53 (7.16%)	0 0,00%	740 (71.43%)	1.036
49	19 (3.29%)	256 (44.29%)	28 (4.84%)	275 (47.58%)	58 (10.03%)	578 (93.68%)	11 (1.78%)	28 (4.54%)	0 0,00%	617 (74.52%)	828
50	9 (1.56%)	209 (36.16%)	23 (3.98%)	337 (58.30%)	58 (10.03%)	578 (90.45%)	7 (1.10%)	54 (8.45%)	0 0,00%	639 (75.62%)	845
51	9 (1.84%)	233 (47.65%)	16 (3.27%)	231 (47.24%)	43 (8.79%)	489 (94.22%)	7 (1.35%)	23 (4.43%)	0 0,00%	519 (76.78%)	676
52	3 (0.67%)	183 (40.76%)	19 (4.23%)	244 (54.34%)	70 (15.59%)	449 (93.15%)	9 (1.87%)	24 (4.98%)	0 0,00%	482 (72.05%)	669
53	2 (0.51%)	189 (48.59%)	37 (9.51%)	161 (41.39%)	42 (10.80%)	389 (94.65%)	6 (1.46%)	16 (3.89%)	0 0,00%	411 (63.72%)	645
54	7 (1.42%)	241 (48.88%)	25 (5.07%)	220 (44.62%)	70 (14.20%)	493 (91.30%)	9 (1.67%)	38 (7.04%)	0 0,00%	540 (72.00%)	750
Tot.	315 (1.10%)	14.138 (49.28%)	1.203 (4.19%)	13.035 (45.43%)	3.441 (11.99%)	28.691 (94.57%)	340 (1.12%)	1.307 (4.31%)	0 0,00%	30.338 (68.33%)	44.399

Le percentuali dei voti di lista regionale sono calcolate rispetto al totale dei voti di lista.